

RAZNO ŽIVO

pri nas doma

Kaj lahko storim, da povečam biotsko
raznoverstnost v okolici svojega doma?

BIODIVERSITY in our home

What can I do to enhance
biodiversity around my home?





Raznoživa Ljubljana


Živimo v eni od biotsko najbolj raznovrstnih držav na svetu. Raznovrstnost rastlin, živali in gliv je izjemna tudi v Ljubljani, glavnem mestu Slovenije, ki se lahko pohvali z ohranjenostjo najrazličnejših življenjskih okolij.

Reki Sava s prodišči in Ljubljanica, Ljubljansko barje, toploljubni, močvirski in poplavni gozdovi ter gozdovi na kisljih in karbonatnih tleh, potoki, vlažni in suhi travniki, močvirja, nizka barja ter ribniki so del mesta, ki prispevajo k pestrosti vseh oblik življenja. Le redke prestolnice se lahko pohvalijo s takšno raznoživostjo kot Ljubljana.

Raznoživnost. Kaj je to?

Biotska raznovrstnost, tudi biotska raznolikost, s tujko pogosto poimenovana biodiverziteteta, ki smo jo poslovenili v raznoživost, je raznolikost vseh oblik življenja v nekem okolju. Izraz se nanaša na različnost in število vrst, njihovo genetsko pestrost ter raznolikost ekosistemov. Večje je število različnih vrst organizmov v določenem prostoru in več je raznolikih ekosistemov na nekem območju, večja je biodiverziteteta oz. raznoživost.

Ekosistem sestavljajo vsi živi organizmi in neživo okolje, s katerimi so povezani. Sestavljata ga tudi biocenozoza (življenjska združba) in biotop (življenjski prostor).



Ljubljana diversified

Slovenia is one of the most biologically diverse countries in the world. The diversity of plants, animals and fungi is also impressive in Ljubljana, the capital of Slovenia, which boasts a wide variety of habitats.

The Sava and Ljubljanica rivers, the Ljubljana Marshes, the warm-loving, swamp and floodplain forests, forests on acidic and carbonate soils, streams, wet and dry meadows, marshes, fens and ponds are all part of the city, contributing to the diversity of all forms of life. Few capitals can boast such biodiversity as Ljubljana.


Biodiversity. What is it?

Biological diversity, also known as biodiversity, is the variety of all life forms in an environment. The term refers to the variety and number of species, their genetic diversity, and the diversity of ecosystems. The greater the number of different types of organisms in a given area and the more diverse the ecosystems in an area, the greater the biodiversity.

An ecosystem comprises all living organisms and non-living environment to which they are connected. It consists of biocenosis (living community) and biotope (habitat).

Zakaj je raznoživost pomembna zame?


Biotska raznovrstnost je vir raznoterih dobrin, ki se nam zdijo tako vsakdanje in samoumevne, da se njihovega izvora skorajda ne zavedamo. Narava nam zagotavlja čist zrak, obenem pa daje pitno vodo, hrano, energetske vire in surovine. Iz nje dobivamo tudi zdravila. Je navdih za naše ustvarjanje, izobraževanje, gibanje, oddih. Te dobrine so ogrožene zaradi uničevanja življenjskih okolij, podnebnih sprememb, onesnaževanja okolja, invazivnih vrst, pretirane izrabe naravnih virov. Za trajnostno prihodnost planeta in človeštva ter vsakega med nami je pomembno, da ohranjamo in izboljšujemo biotsko raznovrstnost v našem okolju.



Na domačem vrtu bo raznoživost večja tam, kjer se zdi, da smo na urejanje vsaj za nekaj časa pozabili. Tam, kjer nismo pokosili roba ob ograji ali porezali odcvetelih delov rastlin, se vzpostavlja pravi mali raj za živali in rastline.

Zbirka predlogov, kaj lahko storimo za ohranjanje in povečevanje raznoživosti, je namenjena prvim navdihom za naše ravnanje. Bolj ko razumemo okolje, lažje tudi sami opazimo, kako z majhnimi koraki prispevati k večji biotski raznovrstnosti!

Why is biodiversity important for me?



Biodiversity is the source of a variety of goods that we take for granted so much that we are hardly aware of their origins. Nature provides us with clean air, but it also gives us drinking water, food, energy, and raw materials. It is also where we get our medicines. It is the inspiration for our creativity, education, exercise, relaxation. These goods are under threat due to habitat destruction, climate change, pollution, invasive species, and over-exploitation of natural resources. For a sustainable future of the planet, humanity and each and every one of us, it is crucial that we preserve and enhance biodiversity in our environment.

In our home garden, biodiversity will be greater where it seems we have forgotten about maintenance for at least some time. Where we haven't mowed along the fence or pruned the faded parts of plants, a haven for plants and animals is being established.

This set of suggestions on what we can do to preserve and increase biodiversity is intended to provide some initial inspiration for our actions. The more we understand the environment, the easier it is to see how small steps can contribute to biodiversity!

Raznoživost Ljubljane v številkah

Biodiversity of Ljubljana in numbers



**69 km²
varovanih
območij
narave**

Območja NATURA 2000, naravne vrednote, ekološko pomembna območja in druga zavarovana območja obsegajo četrtino površine Mestne občine Ljubljana.

**69km² of protected
nature areas**

NATURA 2000 sites, ecologically important areas, natural values, and other protected areas cover a quarter of the area of the City of Ljubljana.



**160 vrst
ptic**

Na območju Ljubljane raste več kot tretjina vseh rastlinskih vrst, rastočih v Sloveniji.

160 bird species

The area of Ljubljana is home to 40% of all bird species recorded in Slovenia.

**1,500 species
of plants**

Ljubljana is home to more than a third of all plant species in Slovenia.



**14 vrst
dvoživk**

V vsej Sloveniji živi 20 vrst dvoživk, kar 14 jih prebiva tudi na območju Ljubljane.

**14 species of
amphibians**

There are 20 species of amphibians throughout Slovenia, 14 of which live in the area of Ljubljana.

**123 vrst
metuljev**

Več kot dve tretjini vseh v Sloveniji znanih dnevnih metuljev živi tudi v Ljubljani.

**123 species of
butterflies**

More than two thirds of all known butterflies in Slovenia live in Ljubljana.



**Več kot 900
vrst nočnih
metuljev**

V Sloveniji je odkritih 3650 vrst nočnih metuljev.

**More than
900 species of
moths have been
discovered so far**

There are 3,650 species of moths in Slovenia.



**Več kot 100
vrst divjih
čebel**

V Sloveniji je poleg sloviče kranjske sivke znanih še 575 vrst divjih čebel.

**More than 100
species of wild bees**

In addition to the famous Carniolan honey bee, 575 other species of wild bees are known in Slovenia.



**51 vrst
kačjih
pastirjev**

V Sloveniji jih poznamo 73.

**51 species of
dragonflies**

There are 73 of them in Slovenia.

**22 vrst
netopirjev**

V vsej Sloveniji je znanih 32 vrst netopirjev.

22 species of bats

There are 32 known species of bats in Slovenia.



**Vsaj 1500
vrst gliv**

Po strokovnih ocenah je v Sloveniji od 8 do 10 tisoč vrst gliv. Doslej je zabeleženih 5450 vrst.

**At least 1,500
species of fungi**

According to expert estimates, there are between 8 and 10 thousand species of fungi in Slovenia. So far, 5,450 species have been recorded.

**37 vrst
drugih
sesalcev**

Poleg netopirjev v Sloveniji domuje še 53 drugih vrst sesalcev.

**37 species of
other mammals**

In addition to bats, Slovenia is home to 53 other species of mammals.



Kaj lahko storim?

Vrtnari odgovorno

1. **KOŠNJA.** Počakaj do junija. Ne pokosi vsega! 10
2. **LISTJE.** Pusti ga na prostem. Naj pomaga živalim preživeti zimo. 13
3. **KOMPOSTIRANJE.** Ne odlagaj rastlinskih odpadkov v naravo. 14
4. **OKRASNI VRT.** Ne misli le na lepoto. Preveri izvor rastlin. 17
5. **NEPOVABLJENI GOSTJE.** Poišči naravi prijaznejše načine ukrepanja. 18
6. **DIVJI KOŠČEK VRTA.** Omogoči življenje več vrtnim prijateljem. 21

Spoštuj divjo moč življenja

1. **NOČNO ŽIVLJENJE.** Ugašaj luči ali poskrbi za pridušeno svetlobo. 24
2. **MLAKA.** Naj se zaraste sama. Ne naseljuj želv in rib! 27
3. **MOKRIŠČA.** Ne zasipavaj. Uživaj v raznolikosti. 28
4. **PADLA DREVEŠA.** Pusti jim postati nov prostor življenja. 31
5. **ZELENE STREHE.** Zasadi rastline, ki skrbijo same zase. 32

Pomagaj preživeti

1. **INVAZIJA.** Prepreči jo. Pravočasno odstranuj škodljive vrste. 37
2. **VAROVANJE OPRAŠEVALCEV.** Poskrbi za njihovo hrano in bivališča. 38
3. **BIVALIŠČA ZA VRTNE PRIJATELJE.** Izdelaj in namesti netopirnice ter gnezdilnice. 41
4. **DVOŽIVKE.** Pomagaj jim čez cesto. 42
5. **SOS ZA KAČE, PTICE IN NETOPIRJE.** Umakni se jim. Pokličí strokovnjake. 44
6. **HIŠNI LJUBLJENČKI.** Ravnaj tako, da ne bodo ogrožali drugih vrst. 46

What can I do?

Garden responsibly

1. **MOWING.** Wait until June. Don't mow everything! 10
2. **LEAVES.** Leave them outdoors. Let the leaves help animals survive the winter. 13
3. **COMPOSTING.** Don't dispose of plant waste in nature. 14
4. **ORNAMENTAL GARDEN.** Think beyond beauty. Check the native origin of the plants. 17
5. **UNINVITED GUESTS.** Find more environmentally friendly ways to act. 18
6. **A WILD PATCH OF GARDEN.** Invite other animal and plant friends to the garden. 21

Respect the wild power of life

1. **NIGHTLIFE.** Turn off the lights or keep them dimmed. 24
2. **POND.** Let the overgrowth find its way. Don't introduce turtles and fish! 27
3. **WETLANDS.** Don't drain wetlands. Enjoy the diversity. 28
4. **FALLEN TREES.** Let them become a new place of life. 31
5. **GREEN ROOFS.** Plant self-sustaining greenery. 32

Help them survive

1. **INVASION.** Prevent it. Remove harmful species in time. 37
2. **PROTECTING POLLINATORS.** Take care of their food and habitat. 38
3. **DWELLINGS FOR GARDEN FRIENDS.** Make and install bat houses and nest boxes. 41
4. **AMPHIBIANS.** Help them cross the road. 42
5. **SOS FOR SNAKES, BIRDS AND BATS.** Give them space. Call the experts. 45
6. **PETS.** Make sure they don't endanger other species. 46

Vrtnari odgovorno

Garden responsibly



KOŠNJA.

Počakaj do junija. Ne pokosi vsega!

Zaradi želje po estetski urejenosti so nekatere travnate površine pre pogosto košene, vmes pa preobilno gnojene. Več kot tri košnje trave na leto skupaj z vplivi gnojil siromašajo raznolikost travnikov. Nekatere vrste trav v takih razmerah res rastejo bujno, druge rastline, ki ustvarjajo pisane podobe travnikov in so pomembne tako za različne žuželke kot druge organizme, pa nimajo možnosti, da bi zacvetele in razvile semena. Zato se pestrost travnika sčasoma manjša.


- ✓ Površino za košnjo razdelimo na več delov in jih kosimo v različnem času ali pa s košnjo počakamo do druge polovice junija, ko veliko rastlin že zacveti. Pokošene rastline pustimo na travniku, da se posušijo in odvržejo semena, nato pa jih pograbimo in odstranimo, da se bodo lahko razvile tudi nežnejše rastline. Poskrbimo, da bo tudi poleti in jeseni na voljo cvetoča paša za opravevalce.
- ✓ Na domači zelenici redno kosimo le poti, medtem ko druge površine le mozaično (po delih). Izberimo del vrta, ki ga tisto leto ne bomo kosili. V nepokošenih koticčkih našega okolja bodo naše zavetje številne živalske vrste.
- ✓ Ne zatirajmo mahu! Mahovi so sami po sebi pomemben del biotske pestrosti in hkrati del življenjskega okolja različnih vrst.

MOWING.

Wait until June. Don't mow everything!

The desire for aesthetic arrangement means that some lawns are mown too often and fertilised too heavily. Mowing the grass more than three times a year combined with the impact of fertilisers reduces the biodiversity of meadows. Some grass species thrive in these conditions, yet other plants, vital for adding vibrant colours to the meadows and crucial for a variety of insects and organisms, don't get the opportunity to bloom and produce seeds. As a result, the biodiversity of the meadow decreases over time.

- ✓ Divide the area to be mown into several sections and mow them at different times, or wait until the second half of June, when most of the plants have already blossomed. Mowed plants are left on the lawn to dry and drop their seeds, then raked and removed to allow the more tender plants to develop. Make sure there is also a blooming pasture for pollinators in summer and autumn.
- ✓ Mow only the paths on the lawn; mow other areas only in patches (by sections). Choose a part of the garden that will not be mown that year. Many animal species will find shelter in the unmown corners of our environment.
- ✓ Do not suppress moss! Mosses are an important element of biodiversity, as well as being part of the habitat of various species.





LISTJE.

**Pusti ga na prostem.
Naj pomaga živalim
preživeti zimo.**

Jeseni, ko tla prekrije odpadlo listje, uživajmo v njegovi lepoti in razmislimo o njegovi koristni vlogi na vrtu. Pri razgradnji listja sodelujejo mikroorganizmi, številne drobne živali in glive. Z njihovim delovanjem se snovi iz listov vračajo v tla in bogatijo prst.

Obilna listna odeja pozimi zagotavlja ustrezen življenjski prostor pomembnim vrstam, kot so divje čebele in metulji. Listje daje zavetje tudi dvoživkam, malim sesalcem in drugim živalim, ki s pomočjo preproge listja lažje preživijo zimo in nam spomladi pomagajo na vrtu nadzorovati tiste organizme, ki jih tam ne želimo.

- ✓ Listja ne spravljajmo v odpadne vreče niti ne odlagajmo med organske odpadke. Organizmi, ki prebivajo v njem, predelave zaradi visokih temperatur in anaerobnih razmer v kompostarnah ne bodo preživel.
- ✓ Če moramo odstraniti listje z nekaterih površin, ga pograbimo na grede in robove, k jagodičju in sadnemu drevju ali pa ga odložimo na domači kompost.
- ✓ Uporabo pihalnikov in sesalnikov listja odsvetujemo, saj z izpusti in hrupom obremenjujejo okolje.

LEAVES.

**Leave them outdoors.
Let the leaves help
animals survive the
winter.**

In autumn, when the ground is covered with fallen leaves, enjoy the beauty and think about their useful function in the garden. Microorganisms, many small animals, and fungi are involved in the decomposition of leaves. Their activity returns substances from the leaves to the soil and thus enriching it.

The abundant leaf cover in winter provides a suitable habitat for important species, such as wild bees and butterflies. Leaves also provide shelter for amphibians, small mammals, and other animals, which can survive the winter with a carpet of leaves and help us control the organisms we don't want in the garden in spring.

- ✓ Do not put leaves in waste bags or dispose of them as organic waste. The organisms living in it will not survive the high temperatures and anaerobic conditions in composting plants.
- ✓ If you need to remove leaves from some areas, rake them into beds and heaps, next to berry bushes and fruit trees, or put them on the compost heap.
- ✓ The use of leaf blowers and leaf vacuum mulchers is not recommended as they cause environmental pollution through emissions and noise.

KOMPOSTIRANJE. Ne odlagaj rastlinskih odpadkov v naravo.

Ko urejamo lastno okolico, odrezane veje, propadajoče rastline in druge organske odpadke pogosto odložimo v naravo, ne da bi pomislili, da lahko marsikaj od tega v naravi preživi in se razširi.

Veje se ukoreninijo, semena vzkalijo, nove rastline zrastejo iz delov odvrženih rastlin, rastlinske bolezni pa se z vrtov razširijo v naravno okolje. Z odlaganjem rastlinskih delov v naravo ogrožamo biotsko raznovrstnost.

Ravnajmo odgovorno. Rastlinski odpadki, tako kot katerikoli drugi odpadki, ne sodijo v naravo.

- ✓ Vse vrtno odpadke vselej odložimo v za to namenjene zabojnike (zeleni odrez, biološki odpadki).
- ✓ Če želimo vrtno odpadke kompostirati, jih odlagajmo v ustrezen urejen kompostnik, ki naj bo na območju našega vrta.

COMPOSTING. Don't dispose of plant waste in nature.

When we are doing our landscaping, we often dump cut branches, decaying plants, and other organic waste into nature without considering that much of it can survive and spread in the wild.

Branches are rooted, seeds sprout, new plants grow from parts of discarded plants, and plant diseases spread from gardens to the natural environment. Depositing plant debris in nature jeopardizes biodiversity.

Let's act responsibly. Plant waste, like any other waste, does not belong in nature.

- ✓ Always dispose of all garden waste in the containers provided (green waste, bio waste).
- ✓ If we want to compost our garden waste, we should put it in a compost heap in the garden area.





OKRASNI VRT.

**Ne misli le na lepoto.
Preveri izvor
rastlin.**

Navdušeni vrtnarji v svoje vrtove radi prinašajo nove rastline, ki prepičajo s svojo lepoto in pogosto tudi s tem, da jih na drugih vrtovih morda še niso opazili. A pozor! Številne okrasne rastline niso le tujerodne, temveč so lahko tudi invazivne.

Če jim naše okolje ustreza, se lahko še prehitro razširijo z vrtov v naravo, kjer lahko z nebrzdanim razmnoževanjem ogrozijo domorodne vrste.

Zato lahko z novimi rastlinami povzročimo zmanjševanje biotske raznovrstnosti v domačem naravnem okolju.

- ✓ Spoznajmo rastlino, preden jo kupimo in zasadimo v domačem okolju! Preverimo njeno poreklo in način razmnoževanja. Kadar je le mogoče, izbirajmo domorodne rastline. Med tujerodnimi rastlinami izbirajmo tiste, ki niso prepoznane kot invazivne.

ORNAMENTAL GARDEN.

**Think beyond beauty.
Check the native
origin of the plants.**

Enthusiastic gardeners love to bring new plants into their gardens to impress with their beauty and often rarity. But beware! Many ornamental plants are not only non-native but can also be invasive.

If they flourish in our environment, they can spread too quickly from gardens into the wild, where they can endanger native species by growing uncontrollably.

Therefore, new plants can lead to biodiversity loss in the native natural environment.

- ✓ Let's get to know the plant before buying and planting it in our local environment! Check its origin and method of reproduction. Whenever possible, choose native plants. Among non-native plants, choose those that are not recognised as invasive.

Invazivne rastline lahko med drugim spoznate na:



NEPOVABLJENI GOSTJE.

Poišči naravi prijaznejše načine ukrepanja.

Ko vrt obiščejo nepovabljeni goste, ki nam pojedjo pridelek, se jih želimo prepogosto znebiti s kemičnimi sredstvi za zatiranje živali, rastlin ali gliv. Z njimi lahko poleg neželenih gostov uničimo tudi čmrlje in druge opraševalce, pajke, ki so plenilci žuželk, ter deževnike, ki nam rahljajo prst.

Pogosto zaradi estetskih razlogov po nepotrebnem uničujemo mah, ki v resnici bogati raznoživost trate. Velikokrat se lotimo tudi odstranjevanja rastlin med tlakovci, ki predstavljajo dodatno rastlinsko pestrost.

Tudi žuželke, stonoge, krastače in kače, ki se jih včasih želimo znebiti, bi morale biti dobrodošle, saj se v domačem okolju hranijo s polži, gosenicami kapusovega belina in drugimi nezaželenimi gosti.

✓ Kadar presodimo, da je zatiranje nepovabljenih gostov nujno, izbirajmo prijaznejše načine poseganja v okolje. Kemične pripravke uporabljajmo skopo, ciljno in na čim manjši površini, da ne uničimo tudi drugih živalskih in rastlinskih vrst.

UNINVITED GUESTS.

Find more environmentally friendly ways to act.

When uninvited guests visit the garden and consume our crops, our reaction often involves using chemical agents to control animals, plants, or fungi. Unfortunately, besides dealing with unwanted guests, we might inadvertently eliminate bumblebees and other pollinators, spiders that prey on insects, and earthworms that aerate our soil.

For aesthetic reasons, we often unnecessarily destroy moss, which enriches the biodiversity of the lawn. We often also remove plants growing between paving stones which provide additional diversity of the flora.

The insects, centipedes, toads, and snakes that we sometimes want to get rid of should be welcomed as they help control snails, large white caterpillars, and other unwanted guests in the home environment.

✓ When we deem it necessary to suppress uninvited guests, we should choose more environmentally friendly methods. Chemical products should be used sparingly, in a targeted manner and on the smallest areas possible to avoid killing other animal and plant species.





DIVJI KOŠČEK VRTA. **Omogoči življenje več** **vrtnim prijateljem.**

Pustimo del našega vrta načrtno neurejen. Trohneč kos debla je dom za glive, mahove in drobne živali. Nepospravljen kup listja je samosvoje življenjsko okolje za različne živalske vrste in mikroorganizme. V kupu osončenega kamenja najdejo svoj dom kuščarji. Neobrezan grm je varnejše in prijaznejše okolje za ptičje gnezdo kot redno obrezovana grmovnica. V nepokošeni travi najdejo zavetje čmrlji in druge žuželke, tu lahko preživijo različne vrste travniških cvetic. Na zaraščenem delu vrta najde svoje skrivališče tudi jež. Divji kotiček vrta je naš košček razkošnejše narave in obenem učilnica življenja, zlasti za otroke.

- ✓ Določimo kotiček vrta, v katerega načrtno ne bomo posegali. Pustimo ga nepokošenega. Tu ne obrezujemo grmov. Ne uporabljamo pesticidov in drugih škropiv. Pustimo, da se vanj naselijo naključne živali, rastline in glive.
- ✓ Ob koščku divjega vrta uredimo skalnjak, kup kamenja ali drv, kamnito ograjo ali kakšno drugo površino s špranjami. Če bo kamniti del s špranjami osončen, se bodo tu lahko naselili kuščarji. Topla skrivališča jim omogočijo, da se skrijejo pred plenilci, kjer imajo prostor za odlaganje jajc in prezimovanje.
- ✓ Ne ustvarjajmo ekoloških pastí! Divji in kamniti kotički naj bodo dovolj veliki, da se njihovi živalski prebivalci lahko ob nihanju temperatur skrijejo globlje v špranje. Skrita zavetja so tudi mesta, kjer jih mačke ne dosežejo.

A WILD PATCH OF GARDEN. **Invite other animal** **and plant friends to** **the garden.**

Leave a part of our garden deliberately untended. A decaying piece of trunk is home to fungi, mosses, and small animals. A leaf pile left to decompose is a habitat in itself for various animal species and microorganisms. Lizards find a home in a pile of sun-kissed rocks. An unpruned shrub offers a safer and more hospitable environment for bird nests than regularly pruned shrubbery. Bumblebees and other insects find shelter in the uncut grass, and various meadow flowers can survive here. A hedgehog also finds its hiding place in an overgrown part of the garden. A wild corner of the garden is our piece of sumptuous nature and simultaneously a classroom of life, especially for children.

- ✓ Let's designate a corner of the garden where we deliberately refrain from interfering. Leave it unmown. Avoid pruning the bushes there. Do not use pesticides or other sprays. Let random animals, plants and fungi colonise it.
- ✓ Next to a patch of wild garden, we can create a rockery, a pile of stones or firewood, a stone fence, or some other surface with crevices. The rocky part with crevices exposed to the sun may invite lizards. Warm hiding places allow them to hide from predators and have space to lay eggs and hibernate.
- ✓ Let's not create eco-traps! Wild and rocky corners should be large enough to allow animal inhabitants to hide deeper into crevices when temperatures fluctuate. Hidden shelters are also places where cats cannot reach them.

Spoštuj divjo moč življenja

Respect the wild
power of life



NOČNO ŽIVLJENJE.
Ugašaj luči
ali poskrbi za
pridušeno svetlobo.

Navajeni smo živeti z lučmi, ki jih pogosto ne potrebujemo in s katerimi povečujemo svetlobno onesnaževanje. Umetna svetloba privablja nočne žuželke, moti njihovo iskanje hrane in razmnoževanje. Luč je svetlobna past, iz katere žuželke ne morejo pobegniti in zato prej poginejo.

Njihovi vse manjši številčnost in raznovrstnost ogrožata tudi vrste, ki se prehranjujejo z žuželkami, kot so netopirji.

- ✓ Na lastnem vrtu poskrbimo za nočno temo. Ko luči ne potrebujemo, jih ugasnimo! Izbirajmo svetila s pridušeno svetlobo, z usmerjenostjo svetlobnega snopa proti tloraju in s senzorji, ki nam bodo pot razsvetlili le takrat, ko se jim približamo.

NIGHTLIFE.
Turn off the lights
or keep them
dimmed.

We are used to living with lights that are frequently unnecessary, contributing to the problem of light pollution. Artificial light attracts nocturnal insects, interfering with their foraging and reproduction. A lamp is a light trap from which insects cannot escape and die sooner.

Their declining abundance and diversity also threaten insect-eating species such as bats.

- ✓ Ensure nighttime darkness in our garden. When lights are not needed, turn them off! Choose luminaires with dimmed illumination, with the beam pointing towards the ground and sensors that will only light the way when we get close to them.





MLAKA.

Naj se zaraste sama. Ne naseljuj želv in rib.

Kotiček z vodo je dodatno okolje življenjske pestrosti in pomemben del ravnovesja v naravnem prehranjevalnem krogu, a le, če ga ustrezno uredimo. S kamenjem in skalami utrjene brežine ne ustvarijo ustreznega naravnega okolja za prebivalce mlake. Ustreznejše so položne brežine ribnika, obrasle z rastlinami. Priljubljene zlate ribice in druge ribe s svojim prehranjevanjem onemogočijo življenje drugim prebivalcem mlake (npr. paglavcem žab, vodnim žuželkam). Tujerodne želve, ki se jih naveličamo doma in jih spustimo v naravo, ogrožajo našo edino avtohtono sladkovodno želvo, močvirsko sklednico, saj z njo tekmujejo za življenjski prostor in hrano.

- ✓ Poskrbimo za položne in mehke brežine ob mlaki. Nanje naj se same naselijo močvirske rastline, ki ustvarjajo življenjski prostor za številne vodne vrste. Tu bodo lahko odlagale jajca in ličinke na mesta, ki so varna pred plenilci.
- ✓ Če smo neučakani, si lahko pri naselitvi rastlin pomagamo tako, da nabereemo semena rastlin ob vodnih površinah v naravi in jih posejemo ob domači mlaki. Ne kupujmo vodnih rastlin neznanega izvora.
- ✓ Dno mlake naj bo na enem delu poglobljeno vsaj do globine enega metra, da bodo vodne živali lahko preživele suše in zime.
- ✓ Ne v mlako ne kamorkoli drugam v naravo ne naseljujmo tujerodnih želv in rib.

POND.

Let the overgrowth find its own way. Don't introduce turtles and fish.

A little piece of water is an additional habitat for several organisms and a vital part of the balance in the natural food chain, but only if it is properly managed. Banks reinforced with stones and rocks do not create a suitable natural environment for the inhabitants of the pond. Sloping banks overgrown with plants are preferred. The popular goldfish and other fish endanger other inhabitants of the pond (e.g. tadpoles, aquatic insects) by feeding on them. Non-native turtles released into the wild threaten our only native freshwater turtle, the European pond turtle, as they compete with it for habitat and food.

- ✓ Ensure that the banks are sloping and soft. Let marsh plants naturally settle in, creating habitats for numerous aquatic species. These areas provide safe spots for the deposition of eggs and larvae away from predators.
- ✓ If you're impatient, you can collect seeds from plants growing near water bodies in nature and sow them around your pond. Do not buy aquatic plants of unknown origin.
- ✓ The bottom of the pond should be at least 1 metre deep in one part to allow aquatic animals to survive droughts and winters.
- ✓ Let's not introduce non-native turtles and fish into ponds or any other natural environments.

MOKRIŠČA.

Ne zasipavaj. Uživaj v raznolikosti.

Mokrotni travniki, močvirja in druga mokrišča so samosvoje naravne čistilne naprave. Ob deževjih kot spužve vpijejo velike količine vode, jo z bogato vegetacijo prek koreninskega sistema in mikroorganizmov, ki živijo v tleh, očistijo ter z njo napajajo podtalnico.

Tako prispevajo k ohranjanju zalog pitne vode. Mokrišča so pomembna tudi kot življenjski prostor številnih rastlin, živali in gliv, ki so zaradi izginjanja mokrišč močno ogrožene.

- ✓ Če imamo na lastnem zemljišču ali v okolici območje, kjer se voda dalj časa zadržuje in ustvarja mokrišče, ga – če je to le mogoče – ne spreminjajmo. Ne posegajmo v to okolje z nasipavanjem in izravnavanjem površine. Opazujmo, kako se rastline na tem območju razlikujejo od rastlin v drugih življenjskih okoljih. Spomladi bomo na takih mestih morda opazili tudi paglavce žab.

WETLANDS.

Don't drain wetlands. Enjoy the diversity.

Wet meadows, marshes and other wetlands serve as unique natural purification systems. When it rains, they soak up large amounts of water like sponges, purify it through their rich vegetation, their root systems and the microorganisms living in the soil, and recharge the groundwater.

These processes play a vital role in preserving drinking water supplies. Wetlands are crucial habitats for various plants, animals, and fungi, all of which face threats due to the decline of wetland areas.

- ✓ If there's an area on your property or nearby where water persists and forms a wetland, if possible, refrain from altering it. Do not interfere with this environment by filling and levelling. Observe how the plants in this area differ from those in other habitats. In spring, you might even notice tadpoles in such places.





PADLA DREVESA.
**Pusti jim postati
nov prostor
življenja.**

Drevesa, ki odmirajo zaradi staranja, bolezni ali okužb, ki jih načnejo požari ali jih podre človek, se v primeru, da ostanejo v naravi, spremenijo v razkošno življenjsko okolje.

Odmrli les je tako dom kot obenem tudi hrana za mnoge ogrožene in specializirane vrste, vključno s številnimi vrstami mahov, lišajev, gliv, hroščev ter ptic. Razkrojevalci, ki počasi razgrajujejo tako drevo, v tla vračajo mineralne snovi, ki jih rastline nujno potrebujejo za svojo rast.

✓ Gozd je biotsko pestrejši, če v njem pustimo nekaj odmrlih dreves, ki jih naselijo ptice in različne druge vrste živih bitij. Tudi v urbanem okolju varno in premišljeno nameščen del podrtega drevesa ustvari razmere za razvoj zanimivega habitata za živali, rastline in glive.

FALLEN TREES.
**Let them become a
new place of life.**

Trees that perish due to ageing, disease, or infections, damaged by fires or cut down by humans are transformed into luxurious habitats if left in the wild.

Dead wood is both home and food for many threatened and specialised species, including various mosses, lichens, fungi, beetles, and birds. The decomposers gradually break down a tree, returning essential mineral nutrients to the soil, crucial for plant growth.

✓ A forest is more biodiverse if it is left with a few dead trees, inviting colonisation by birds and various other living organisms. Even in an urban environment, a safely and thoughtfully placed part of a felled tree creates the conditions for the development of an intriguing habitat for animals, plants, and fungi.

ZELENE STREHE. **Zasadi rastline,** **ki skrbijo same zase.**

Zelene strehe so z rastlinami prerasle strehe stanovanjskih in poslovnih zgradb ter avtobusnih postajališč in drugih nadstrešnic. Takšne strehe pomagajo uravnati temperaturo, izboljšajo izolacijo in zadržujejo vlago.


Pogosto rastline spontano prerastejo strehe, npr. vrtnih lop in starejših hiš, z njihovim načrtnim urejanjem pa lahko poskrbimo za povečevanje biotske raznovrstnosti. Ustrezno izdelane zelene strehe ne potrebujejo posebnega vzdrževanja, hkrati pa so zavetje za mikroorganizme in manjše talne živalske vrste, ki sodelujejo pri kroženju snovi. V času cvetenja rastlin, ki so prilagojene plitvim tlem, v urbano okolje privabljajo opraševalce.

- ✓ Za začetek z rastlinami, ki uspevajo na plitvih tleh in so sposobne preživeti sušo, zasadimo manjše površine (npr. na ptičjih gnezdiščih in vrtnih lopah). Izbiramo sočnice, npr. homulice, ki jih lahko najdemo na izpostavljenih gruščnatih tleh v naši okolici. Sadimo jih septembra ali oktobra, ko so noči že dovolj hladne, da vlago rastlinam zagotovi že rosa in jih zato takoj po sajenju ni treba zalivati. Vzdrževanje prepustimo naravi. Od časa do časa preverimo le, ali so se na zeleno streho naselile invazivne ali druge za tako okolje neprimerne rastline. Te pravočasno odstranimo, da ne bi s koreninami poškodovale podlage za ozelenitev strehe.
- ✓ Start with plants that thrive in shallow soils and can withstand drought by planting them on small surfaces (e.g. on bird nesting boxes and garden sheds). Choose succulent plants, such as stonecrops that grow on exposed gravelly soils in our vicinity. Plant them in September or October when the nights are cool enough to provide moisture through dew, eliminating the need for immediate watering after planting. Leave maintenance to nature. From time to time, only check whether invasive or other plants unsuitable for such an environment have found their way to the green roof. These should be removed in time to prevent their roots from damaging the substrate for the roof greening.

GREEN ROOFS. **Plant self-sustaining** **greenery.**

Green roofs are the roofs of residential and commercial buildings, bus stops and other shelters overgrown with plants. Such roofs assist in regulating temperature, enhancing insulation, and retaining moisture.

Often, plants spontaneously grow on roofs, e.g. garden sheds and old houses. By thoughtfully managing them we can promote increased biodiversity. Properly designed green roofs require minimal maintenance while providing shelter for microorganisms and small soil fauna involved in nutrient cycling. When plants adapted to shallow soils blossom, they attract pollinators to the urban environment.



Pomagaj preživeti

Help them survive





INVAZIJA.

Prepreči jo. Pravočasno odstranuj škodljive vrste.

Invazivne tujerodne rastline so tiste, ki jih je v okolje, kjer prej niso uspevale, vnesel človek. Po ustalitvi v novem okolju pa so se začele same širiti ter ogrozati domorodne vrste in njihove ekosisteme.

Že desetletja velja, da so tovrstne rastline med najpomembnejšimi razlogi za upadanje biotske raznovrstnosti v svetovnem merilu. Povzročajo gospodarsko in okoljsko škodo. Nekatere so zaradi alergenov škodljive tudi za zdravje ljudi. Prostori širjenja invazivnih rastlin so zlasti opuščena gradbišča, območja ob cestah in železnicah, opuščena kmetijska zemljišča, rečne brežine ter gozdni robovi.

- ✓ Naučimo se prepoznati invazivne rastline na lastnem zemljišču. Bodimo pozorni na njihove osnovne značilnosti (ali so trajnice ali enoletnice, ali se širijo s semeni ali razraščanjem) in temu prilagodimo način odstranjevanja. Odstranimo jih, še preden se namnožijo!

Pri prepoznavanju vrst in izbiri načinov odstranjevanja si pomagajmo s priročnikom Invazivne tujerodne rastline v Mestni občini Ljubljana:



INVASION.

Prevent it. Remove harmful species in time.

Invasive alien plants are those introduced by humans into an environment where they did not previously thrive. Once established in their new environment, they begin spreading on their own, endangering native species and their ecosystems.

For decades, such plants have been recognized as among the primary reasons for declining biodiversity on a global scale. They cause economic and environmental damage. Some are also harmful to human health due to allergens. Areas where invasive plants spread include abandoned building sites, areas along roads and railways, abandoned farmland, riverbanks, and forest edges.

- ✓ Let's learn to recognize invasive plants on our own property. Pay attention to their basic characteristics (whether they are perennials or annuals, whether they spread by seeds or by growth) and adjust the removal method accordingly. Remove them before it is too late!

VARUJ OPRAŠEVALCE. Poskrbi za njihovo hrano in bivališča.

Mnogh plodov, ki nam jih daje narava, ne bi imeli na voljo, če za njihov razvoj ne bi poskrbeli oprasovalci – čebele in druge divje žuželke, ki s prenašanjem cvetnega prahu oprasujejo rastline, žužkocvetke. Med njimi so tudi številne kulturne rastline, ki so nepogrešljiv del naše prehrane. V zadnjih desetletjih število vrst oprasovalcev hitro upada. Najpomembnejši razlog za to so pomanjkanje hrane zanje, podnebne spremembe, pesticidi, različne bolezni in pomanjkanje primernih mest za njihovo bivanje. Za gnezdenje potrebujejo mejice, nepokošene površine, luknje v lesu in tleh ter podobna bivališča.

- ✓ Zasadimo mejice (pas drevja in grmovja med travniki ter njivami), sejmo medovite avtohtone rastline in poskrbimo za cvetoče travnike. Del vrta pustimo nepokošen.
- ✓ V času suše namestimo plitve posode z vodo, ki bodo poleg žuželk privabile tudi ptice. Vsaj enkrat na teden posodo izpraznimo in pustimo, da se posuši, saj s tem preprečimo razvoj ličink tigrastega komarja.
- ✓ V zavetno lego postavimo žuželčnik – gnezdilnico za čebele samotarke, čmrlje in druge žuželke. Uporabimo odpadli les, suhe veje, posušene travne bilke, šaš, trstičje, storže. Žuželčnik pregledujemo in po potrebi očistimo, da se vanj ne naselijo žuželčji zajedalci.

Pomagajmo si z enim od številnih načrtov, ki jih lahko najdemo na svetovnem spletu.

PROTECT POLLINATORS. Take care of their food and habitat.

Many fruits provided by nature develop due to the work of pollinators such as bees and other wild insects. Pollinators transfer pollen from one plant to another. Among these plants are numerous crops that are an indispensable part of our diet. In recent decades, there has been a rapid decline in the number of pollinator species. The main reasons for this include food scarcity, climate change, pesticide use, various diseases, and a lack of suitable habitats for their habitation. For nesting, they need hedgerows, uncultivated areas, holes in wood and soil, and similar shelters.

- ✓ Plant hedgerows (a belt of trees and shrubs between meadows and fields), sow melliferous native plants, and keep meadows flowering. Leave part of the garden unmown.
- ✓ In times of drought, place shallow water containers to attract birds. Empty the containers at least once a week and leave them to dry to prevent the development of tiger mosquito larvae.
- ✓ Place an insect hotel in a sheltered position – a nesting box for solitary bees, bumblebees, and other insects. Use fallen wood, dried branches, dried grasses, sedges, reeds, cones. Inspect and clean the insect hotel if necessary to prevent colonization of insect pests.

Use one of the numerous plans that can be found on the web.





BIVALIŠČA ZA VRTNE PRIJATELJE.

Izdelaj in namesti netopirnice ter gnezdilnice.

Tako v mestih kot na podeželju je vse manj primernih življenjskih prostorov za netopirje in določene vrste ptic. Če je le mogoče, v svojem okolju ohranjamo stara drevesa z dupli, ki tem živalim ponujajo zatočišče! Kjer ni starih dreves, poskrbimo za ustrezna umetna bivališča. Ta moramo vsako leto po zaključeni sezoni gnezdenja oz. bivanja očistiti in pregledati ter po potrebi tudi popraviti.

- ✓ Poiščimo načrt in navodila za izdelavo netopirnic – hišk za netopirje, v katerih se lahko jeseni ali spomladi naselijo posamezni netopirji ali manjše skupinice teh živali, ki se hranijo z žuželkami, tudi tistimi, ki nam na vrtu objedajo rastline. Jeseni je naša netopirnica lahko tudi mesto za parjenje netopirjev, dobro izolirano je lahko tudi prezimovališče, z veliko sreče pa postane še netopirska »porodnišnica«.

Napotke za izdelavo in nameščanje poiščimo na straneh Slovenskega društva za proučevanje in varstvo netopirjev na



- ✓ Pomagajmo pticam v naravi z nameščanjem ustrezno izdelanih gnezdilnic. Naj bodo izdelane tako, da strehe ne prepuščajo vode, imajo grobo notranjost in dvizna vrata na sprednji strani za lažje čiščenje. Različne oblike gnezdilnic in različno velike odprtine na vratih bodo v naš vrt privabile različne vrste ptic.

Podrobnosti o gnezdilnicah in navodila za njihovo izdelavo najdemo na straneh Društva za opazovanje in proučevanje ptic Slovenije na



DWELLINGS FOR GARDEN FRIENDS.

Make and install bat houses and nest boxes.

There is a decreasing number of suitable habitats for bats and certain bird species, both in urban and rural areas. Whenever possible, preserve the old trees with hollows that offer shelter to these animals! Where there are no old trees, suitable artificial habitats should be provided. These must be cleaned and inspected every year after the breeding or nesting season ends and repaired if necessary.

- ✓ Find plans and instructions for making bat houses – boxes where individual bats or small groups of bats can take up residence in autumn or spring to feed on insects, including those that eat the plants in our garden. In autumn, our bat house can also be a place for bats to mate, a well-insulated hibernation site, and, with a little bit of luck a bat “maternity ward”.

- ✓ Help birds in nature by installing properly designed nest boxes. They should be designed to be watertight, with a rough interior and a lifting door at the front for easy cleaning. Different shapes of nest boxes and openings of different sizes will attract different species of birds to our garden.

DVOŽIVKE. Pomagaj jim čez cesto.

Dvoživke se zgodaj spomladi, ko je čas, da v vodo odložijo jajca, odpravijo proti vodam. Navadno se množično selijo v toplejših in deževnih večerih, pri tem pa jim v urbanem okolju varno pot do cilja prekrizajo ceste.

Te ob selitvah žab in drugih dvoživk postanejo spolzke in nevarne tudi za ljudi, množični povozi pa zmanjšujejo populacije dvoživk na območjih tovrstnih selitev.

- ✓ Sodelujmo v akcijah prenašanja žab čez cesto, ki jih spomladi organizirajo strokovnjaki in ljudje, ki jim je mar za raznoživost.
- ✓ Če v svoji okolici opazimo mesta, kjer so na cesti povežene dvoživke, se povežimo z društvu in organizacijami, ki nam lahko pomagajo organizirati varen prenos živali prek zanje nevarnih cest.
- ✓ Take part in campaigns to help frogs crossroads organised in spring by experts and people who care about biodiversity.
- ✓ If you see amphibian roadkill hotspots in your area, contact associations and organisations that can help you organise their safe crossing of dangerous roads.

AMPHIBIANS. Help them cross the road.

Amphibians head for the water in early spring when it's time to lay their eggs. They usually migrate in large numbers on warmer and rainy evenings, with roads in urban areas blocking their safe route to their destination.

When frogs and other amphibians migrate, the roads also become slippery and dangerous for humans, while mass roadkills reduce amphibian populations in migration areas.



SOS ZA KAČE, PTICE IN NETOPIRJE.

Umakni se jim. Pokliči strokovnjake.

Kače so živali, ki se hranijo z malimi sesalci in s tem uravnavajo njihovo število v okolju. Čeprav kače postanejo napadalne šele takrat, ko se počutijo ogrožene, jih ljudje zaradi strahu in predsodkov še vedno pogosto ubijamo. Večina pri nas živečih vrst kač je nestrupenih.

Poleg kač se mnogi ljudje bojijo tudi netopirjev, predvsem zaradi nepoznavanja njihovega življenja in mitov o zapletanju v lase ter sesanju krvi. Tudi zaradi tega so med najbolj ogroženimi živalmi v Sloveniji in na svetu. Evropski netopirji so žužkojedi in imajo kot nočni plenilci v naravi pomembno vlogo pri uravnavanju števila žuželk.

Včasih na tleh najdemo tudi nebogljene ptičje mladiče ali ptičje gnezdo. Najdeni mladiči se nam morda zdijo nebogljeni, zapuščeni in potrebni pomoči, vendar so njihovi starši verjetno v bližini in čakajo, da se umaknemo. Šele tedaj bodo lahko sami poskrbeli za svoje mladiče.

- ✓ Če najdemo v svoji okolici kačo, se ji umaknimo in ji omogočimo pobeg. Če zaide v naš dom, ji omejimo premikanje (npr. s škatlo, ki jo obtežimo). Tako ji preprečimo, da se skriva na nedostopno mesto. Če tega ne moremo narediti, ves čas opazujemo njeno gibanje. V najhujših primerih pokličimo Kačofon! V času suše namestimo plitve posode z vodo, ki bodo privabile tudi ptice. Vsaj enkrat na teden posodo izpraznimo in pustimo, da se posuši, saj s tem preprečimo razvoj tigrastega komarja.

- ✓ Če na podstrešju ali v kakem drugem prostoru, kjer nas ne moti, najdemo netopirja, ga pustimo pri miru in ga ne vznemirjamo. Če nam zaide v stanovanje, ga opazimo ležati na tleh ali viseti na izpostavljenem mestu sredi belega dne ali če je v očitni nevarnosti (promet, sonce, plenilci), ga z rokavicami poskusimo spraviti v škatlo brez lukenj, večjih od 1 cm. Umaknemo ga na mirno in hladnejše mesto ter se pozanimamo, kako ravnati. V najhujših primerih pokličimo Netopirofon.

- ✓ Če imamo na podstrešju netopirje in načrtujemo obnovo ostrešja, se pred obnovo posvetujemo s strokovnjaki za netopirje, da se izognemo obnovi v času, ko imajo netopirji mladiče.

Za Netopirofon skrbijo člani Slovenskega društva za proučevanje in varstvo netopirjev. Kontakte najdemo na



- ✓ Če smo našli ptičje gnezdo, ga pustimo pri miru, saj so ptice zelo občutljive na motnje in spremembe v okolici gnezda. Če je gnezdo preveč obiskano, ga starši lahko celo zapustijo. S pogostimi obiski gnezda pritegnemo tudi pozornost plenilcev.

- ✓ Najdenega ptičjega mladiča pustimo tam, kjer je, in se čim prej umaknemo. Če ga ogrožajo plenilci (npr. mačke), ga prestavimo na varnejše mesto (grm, drevo, živa meja, balkon, okenska polica). Pomembno je, da je to mesto v bližini in dostopno staršem, ki skrbijo za mladiča.

Več podatkov o pticah najdete na spletni strani Društva za opazovanje in proučevanje ptic Slovenije



Kačofon je projekt poznavalcev Herpetološkega društva Slovenije. Kontakte najdemo na



SOS FOR SNAKE, BIRD, AND BATS.

Give them space. Call the experts.

Snakes feed on small mammals and thus regulate their numbers in the environment. Although snakes only become aggressive when they feel threatened, humans still often kill them out of fear and prejudice. Most of the snake species that live in our region are non-venomous.

In addition to snakes, many people are afraid of bats, mainly because of ignorance about their lives and myths about getting entangled in hair and blood-sucking. These are the reasons why they are among the most endangered animals in Slovenia and worldwide. European bats are insectivores and, as nocturnal predators in nature, play an important role in regulating insect numbers.

Sometimes, we find helpless baby birds or a bird's nest on the ground. The little birds you find may seem helpless, abandoned and needing help, but their parents are probably nearby, waiting for you to move away. Only then will they be able to look after their young.

- ✓ If we find a snake in your neighbourhood, let's give it space and a chance to escape. If it wanders inside your home, restrict its movements (e.g. by using a box with a weight on it), and prevent it from hiding in an inaccessible place. If this is not possible, we should keep an eye on its movements at all times. In case of an emergency, call Kačofon!

- ✓ If we find a bat in the attic or another place where it doesn't disturb us, let's leave it alone and avoid disturbing it. If it gets lost in our apartment, is seen lying on the floor or hanging in an exposed place in broad daylight, or if it is in obvious danger (traffic, sun, predators), let's try to put it in a box without holes larger than 1 cm using gloves. Move it to a calm and cooler place and seek guidance how to proceed. In an emergency, call Netopirofon.

- ✓ If bats are in our attic and we plan to renovate the roof, we should consult bat experts before renovation to avoid disturbing bats with offspring.

- ✓ If we find a bird's nest, let's leave it alone as birds are very sensitive to disturbances and changes in the nest's surroundings. If the nest is over-visited, the parents may even abandon it. Frequent visits to the nest also attract the attention of predators.

- ✓ Leave a found baby chick as it is and move away as soon as possible. If it is threatened by predators (e.g. cats), move it to a safer place (bush, tree, hedge, balcony, windowsill). The place must be close and accessible to its parents.

HIŠNI LJUBLJENČKI.

Ravnaj tako, da ne bodo ogrožali drugih vrst.

Tujerodni hišni ljubljenci, kot so akvarijske želve, raki in zlate ribice, ne sodijo v naravno okolje. Želve in raki, ki jih nekateri lastniki, potem ko se jih naveličajo, odnesejo v naravo, lahko s svojo invazivnostjo ogrozijo življenjski prostor domorodnih vrst. Zlate ribice, ki jih prenesemo v okoliške vode, lahko zrastejo v dolžino tudi do 40 cm, pri tem pa s plenjenjem ogrožajo ličinke žuželk in dvoživk. Domače mačke so na prostem plenilke, ki lovijo ptice, glodalce, žuželke in druge majhne živali. V določenih okoljih lahko ogrožajo populacije divjih vrst. Psi brez nadzora ogrožajo divje živali. S tavanjem po naravi povzročajo motnje v gnezdih, napadajo divjad in ogrožajo območja za razmnoževanje divjih živali. Zajedalci v pasjih iztrebkih lahko okužijo živali, ki se prehranjujejo v bližini iztrebkov, škodljivi so tudi v travi za krmo domačih živali.

- ✓ Hišnih ljubljencev ne izpuščajmo v naravno okolje. Redno jih cepimo. Preprečujemo širjenje njihovih bolezni. Skrbimo za njihovo sterilizacijo in preprečimo neželeno razmnoževanje.
- ✓ Psa imejmo vedno na povodcu – tudi če v bližini ni ljudi ali drugih živali. Tako v urbanem okolju kot v divjini pobirajmo pasje iztrebke!
- ✓ Hišne ljubljence opremimo z identifikacijskimi značkami ali mikročipi. V primeru pobega bo njihova vrnitev v domače okolje lažja.
- ✓ Hrano za hišne ljubljence hranimo v varnem okolju. Pri hranjenju ljubljencev na prostem pazimo, da z ostanki hrane ne privabljamo divjih živali. Odpadke in ostanke hrane ustrezno zavržimo. Ne hranimo divjih živali!
- ✓ Do not release pets into the natural environment. They should be vaccinated regularly. Prevent the spread of their diseases. Sterilise them and prevent unwanted reproduction.
- ✓ Always keep dog on a leash – even if no people or other animals are around. Clean up after your dog in urban areas and the wild!
- ✓ Equip pets with identification tags or microchips. This will facilitate their return in case they escape.
- ✓ Keep pet food in a safe environment. When feeding pets outdoors, take care not to attract wild animals with food waste. Dispose of food waste and leftovers properly. Don't feed wild animals!

PETS.

Make sure they don't endanger other species.

Non-native pets such as aquarium turtles, crayfish, and goldfish do not belong in the natural environment. Turtles and crayfish, which some owners return to the wild when they get tired of them, can endanger the habitat of native species by being invasive. Goldfish transferred to surrounding waters can grow up to 40cm long and threaten insect and amphibian larvae by predation. Domestic cats are outdoor predators, hunting birds, rodents, insects, and other small animals. In certain environments, they can threaten populations of wild species. Unattended dogs pose a threat to wildlife. They wander around, disturbing nests, attacking wildlife and threatening breeding areas of wild animals. Parasites in dog faeces can infect animals that feed near the faeces and are also harmful in grass used to feed domestic animals.

MOJA NAČELA DELOVANJA

Dopiši svoje ideje.
Preveri, ali povečujejo raznoživost!

PRINCIPLES OF MY ACTIONS

Add your ideas.
Check if they increase diversity!



Mestna občina Ljubljana
City of Ljubljana



RAZNOŽIVJE pri nas doma
Kaj lahko storim, da povečam biotsko raznovrstnost v okolici svojega doma?
BIODIVERSITY in our home

What can I do to enhance biodiversity around my home?

Besedilo / Text: Branka Trčak in dr. Simona Strgulc Krajšek | **Strokovni pregled / Peer review:** Monika Podgorelec

Fotografije / Photos: Aleksander Kozina, Branka Trčak, Matjaž Hartman, Monika Podgorelec

Izdajateljica in založnica / Editor and publisher: Mestna občina Ljubljana, Oddelek za varstvo okolja, Zarnikova 3, Ljubljana, 2023
City of Ljubljana, Department of Environmental Protection, Zarnikova 3, Ljubljana, 2023

Spletna izdaja / Online edition | Način dostopa (URL) / Access mode (URL): www.ljubljana.si (RAZNOŽIVJE)
Publikacija je brezplačna. / The publication is free of charge.

Viri / Sources:

<https://www.ptice.si/ptice-in-ljudje/pomagajmo-pticam-in-naravi/pogosta-vprasanja/>
<https://www.ptice.si/ptice-in-ljudje/pomagajmo-pticam-in-naravi/gnezdilnice/>
<https://www.sdpvn-drustvo.si/nasveti/izdelava-netopirnice/>
<https://www.sdpvn-drustvo.si/nasveti/nasel-sem-netopirja/>
<https://kacofon.blogspot.com/>